

RIF 300

Return Line Filters



Local solutions for individual customers worldwide



Distributor

Walter Stauffenberg GmbH & Co. KG

P.O.Box 1745 · D-58777 Werdohl
Im Ehrenfeld 4 · D-58791 Werdohl
Tel. : + 49 (0) 2392 916-0
Fax: + 49 (0) 2392 2505
e-mail: sales@stauff.com
Internet: http://www.stauff.com

Oil Solutions

PO Box 653 Castlemaine 3450

Phone 0421 336 009

Fax 03 9012 4332

International

Phone 61 0421 336 009

Fax 61 3 9012 4332

sales@oilsolutions.com.au

www.oilsolutions.com.au

Australia:

Stauff Corporation (Pty.) Ltd.
P.O. Box 227
24-26 Doyle Avenue, Unanderra
Wollongong, N.S.W.
AUS-2526 Unanderra
Tel. : + 61 2 42 71 18 77
Fax: + 61 2 42 71 84 32

Brazil:

Stauff Brasil Ltda.
Avenida Gupe 10.767
Galpa" o 2, Bloco A
WT – Empresarial Parque Castello Branco
BRA-Barueri – SP
CEP: 06422-120
Tel: +55 1147899020
Fax: +55 1147899021

China:

Stauff International Trading (Shanghai) Co., Ltd.
Shangdian Mansion, Pudong
331, Binzhou Road
CHN-200126 Shanghai
Tel. : + 86 21 58 45 65 60
Fax: + 86 21 58 45 66 80

France:

Stauff s.a.
230, Avenue du Grain d'Or
Z.I. de Vineuil-Blois Sud
F-41354 Vineuil-cedex
Tel. : + 33 2 54 50 55 50
Fax: + 33 2 54 42 29 19

India:

Stauff India Pvt. Ltd.
Gat. No. 2340
Pune-Nagar Road, Wagholi
IND-Pune - 412207
Tel. : + 91 20 705 19 90
Fax: + 91 20 705 19 89

Italy:

Stauff Italia s.r.l.
Via Pola 21/23
I-20034 Birone di Giussano
Tel. : + 39 0362 31 21 13
Fax: + 39 0362 33 55 36

Japan:

Ohtsuka Tec. Co. Ltd.
1-7-19 Minami Shinagawa
Shinagawa-Ku
JPN-Tokyo 140
Tel. : + 81 3 34 72 12 01
Fax: + 81 3 34 72 12 09

Canada:

Stauff Canada Ltd.
866 Milner Avenue
CAN-Scarborough, Ontario M1B 5N7
Tel. : + 1 416 282 46 08
Fax: + 1 416 282 30 39

USA:

Stauff Corporation
7 Wm. Demarest Place
USA-Waldwick, N.J. - 07463
Tel. : + 1 201 444 78 00
Fax: + 1 201 444 78 52

United Kingdom:

Stauff UK
332, Coleford Road
Darnall
GBR-Sheffield, S 9 5 P H
Tel. : + 44 1142 518 518
Fax: + 44 1142 518 519

Stauff Filtration Technology

Stauff Filtration Technology offers a complete range of filtration products and services that will provide the system designer or user with the highest level of contamination control demanded by today's most sophisticated applications. Products include pressure filters, return line filter elements, spin on filters suction strainers, and filler breathers for various hydraulic, lubrication and fuel oils.

Stauff has the technical expertise to provide superior filter element designs for the Stauff original filter housings and also for the interchange element market. Stauff manufactures more than 10,000 different elements. Many of these are designed to fit into filter housings produced by other companies while maintaining or surpassing the original performance.

The "Stauff Contamination Control Program" includes the diagnostic services including fluid sampling and laser particle counting products needed to monitor the system contamination level. Stauff, through its global network of wholly owned companies and technically qualified distributors, is ideally placed to assist its customers in the total contamination process providing a well balanced filtration solution.

Technical Data

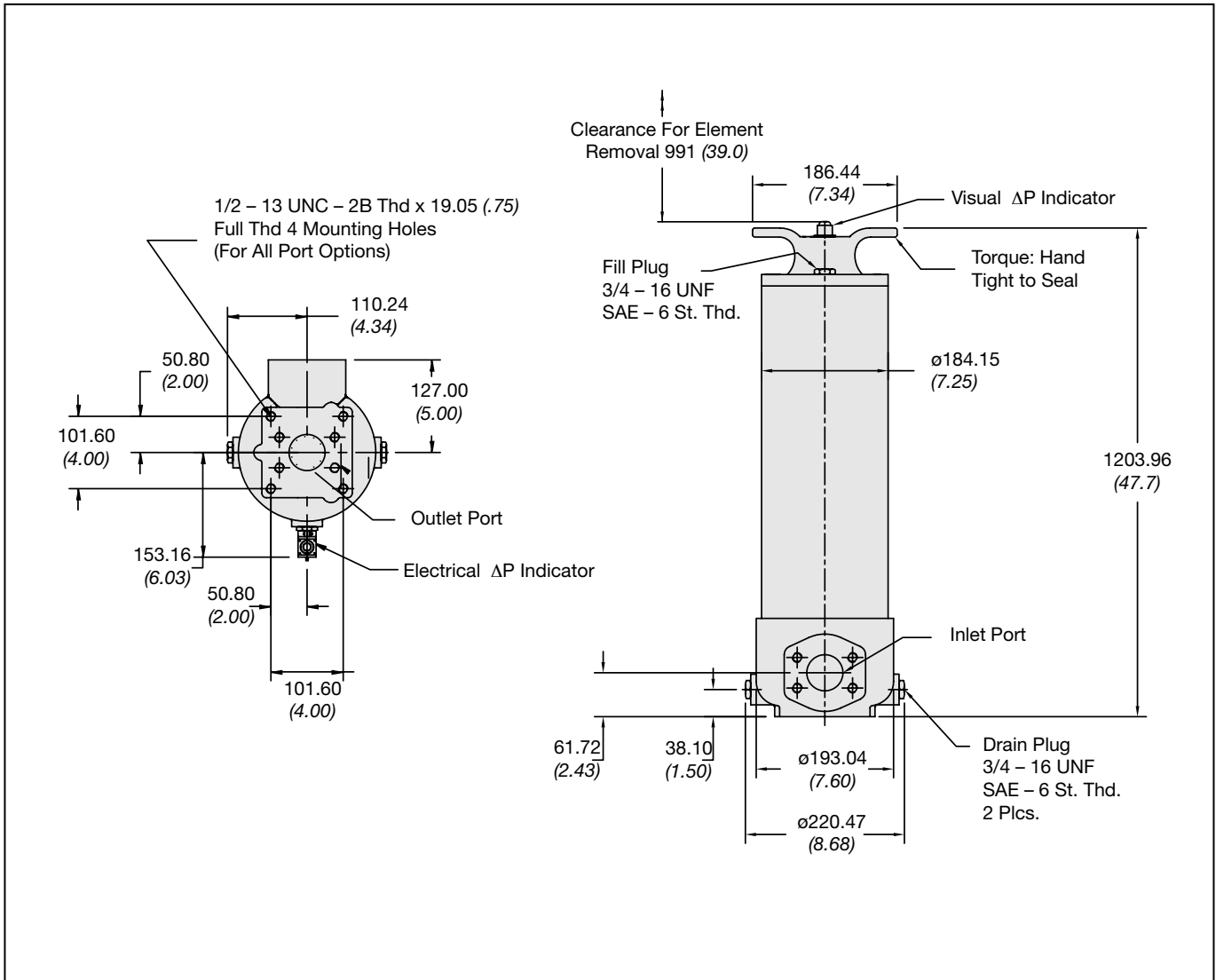
STAUFF RIF300 series return filters are designed for inline hydraulic applications with a maximum working pressure of 34.5 bar (500 PSI). Used together with STAUFF filter elements, a high efficiency of contaminant removal is assured.



Technical Specifications

Construction	In-line assembly	Burst pressure	min 103 bar (1500 psi)
Filter head and cover	Anodized aluminum	Temperature range	-29°C to 107°C (-20°F to 225°F)
Element case	Plated Steel	Bypass valve	Allows unfiltered oil to bypass the contaminated element once the opening pressure has been reached
Seals	O-rings NBR (Buna-N®) FPM (Viton®)	Bypass setting	3.4 + .34 bar (50 + 5 psi)
Port connections	SAE Code 61 flange	Clogging indicators	Visual, 2.4 bar (35 psi) actuating pressure. Electrical, 2.4 bar (35 psi) actuating pressure.
Flow rating	up to 1135 l/min (300 US GPM) for 32 cSt (150 SUS) fluids	Elements	specifications see page
Operating Pressure	max 34.5 bar (500 psi)	Media	mineral oils, other fluids

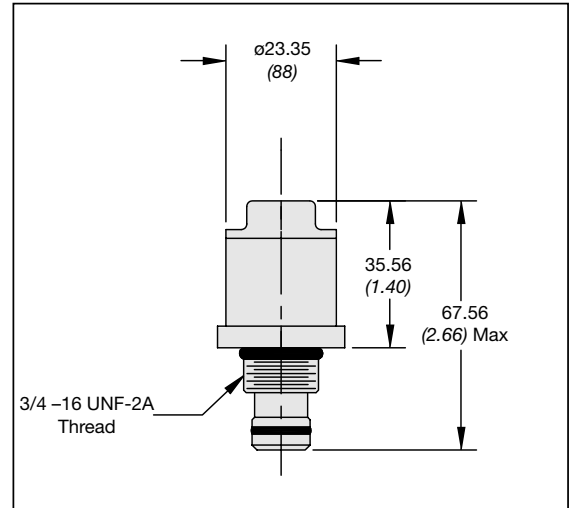
Dimensions



Dimensions in mm (inch)

1. Visual Clogging Indicator

Part number HIR-V is a clogging indicator actuated by the differential pressure across the filter element. The actuating pressure of 2.4 bar (35 psi) allows the dirty element to be changed before the by-pass setting of 3.4 bar (50 psi) is reached.



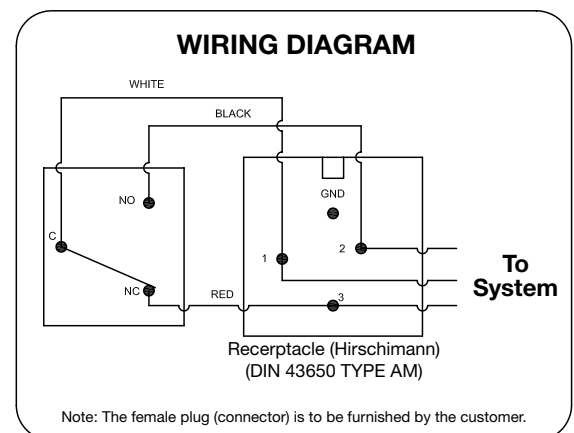
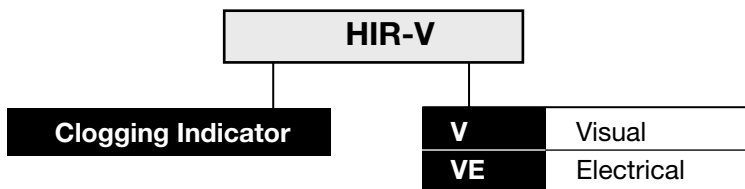
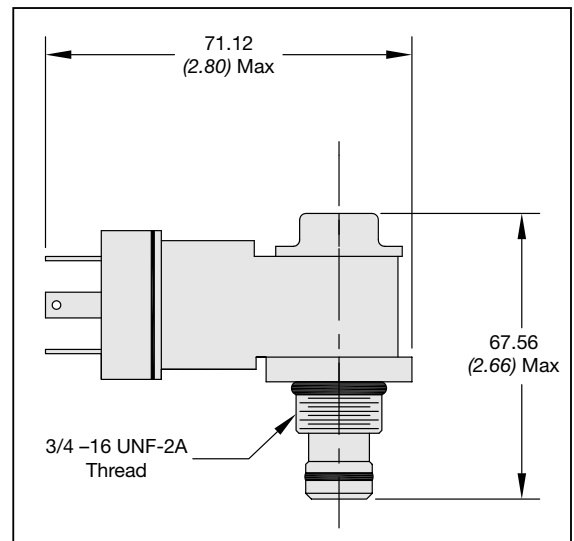
2. Visual / Electrical clogging indicator

Part number HIR-VE is used when an electrical signal is needed to indicate when the element needs changing. It is actuated by the differential pressure across the filter element. The actuating pressure of 2.4 bar (35 psi) allows the dirty element to be changed before the by-pass setting of 3.4 bar (50 psi) is reached.

HIR-VE Rated capacity

4 amps inductive,
7 amps, resistive, 28 vdc.

7 amps, 250 vac.



INSTALLATION:

Lubricate both O-Rings supplied with the indicator.
Install in the cavity & torque to 30-35 ft-lbs (41-47 NM)



Return Line Filter RIF300

Order Code Filter Housing

RIF300 F E10 B B V / X

Filter Size	
RIF300 (STND ELEMENT)	
RIF310 (DEEPPLEAT ELEMENT)	

Port Size	
F	2-1/2 SAE Code 61 Flange

For Complete Filters:
 Identification filter material
 +micron rating code
 (see ordering code filter elements below)

Design Code	
	only for information

Clogging Indicator	
	No Clogging Indicator
V	Visual Indicator
P	Visual-Electrical Indicator

Bypass Valve	
O	No Bypass
B	Bypass 3.4 bar (50 psi)

Seal Material	
B	NBR (Buna)
V	FPM (Viton)

Order Code Filter Housing

SP 300E 10 B / X

Series	SP
--------	----

Filter Material		ΔP collapse	Micron Ratings Available
300E	Inorganic glass fiber	30 bar (435 psi)	3, 5, 10, 20
310E	Inorganic glass fiber, deep pleat	6.9 bar (100 psi)	1, 3, 5 10

Design Code	
	only for information

Seal Material	
B	NBR (Buna)
V	FPM (Viton)

Micron Rating	
01	1 μm
03	3 μm
05	5 μm
10	10 μm
20	20 μm

Flow Characteristics

The following characteristics are valid for the material based on fluids with a density of 0.85 kg/dm³ and the kinematic viscosity of 30 mm²/s. The characteristics have been determined in accordance to ISO 3968.

