

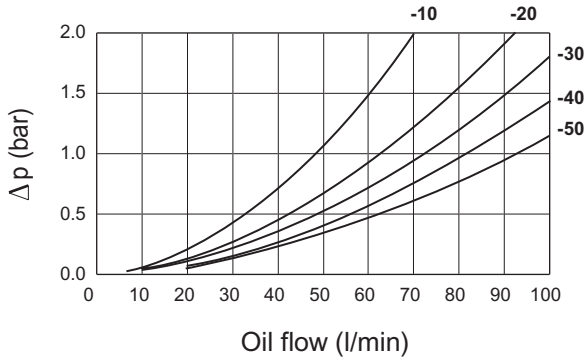
# PWO

## TECHNICAL DATA

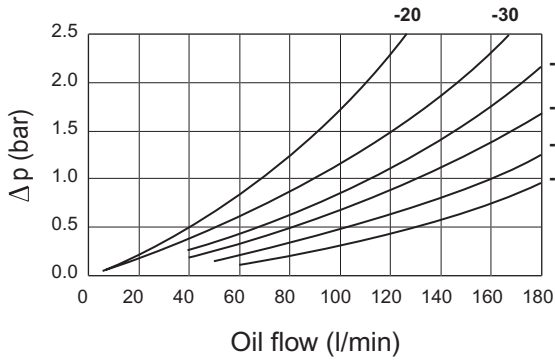
The curves are based on  
 Oil ISO VG68  
 Oil inlet temperature 60°C  
 Water inlet temperature 20°C  
 Oil/Water Ratio 2:1

**Note:** The diagrams also include non-standard sizes.  
 Please contact OLAER for availability.

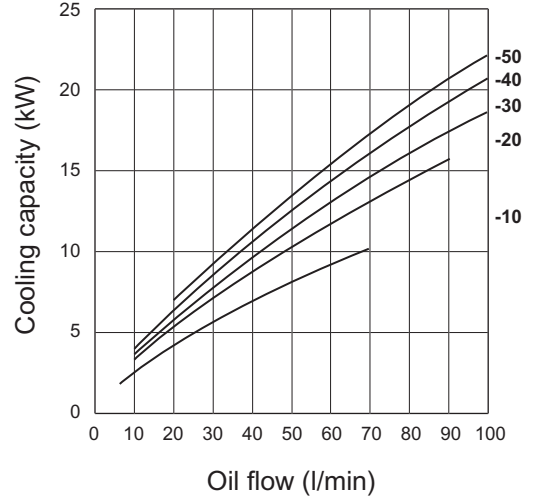
### Oil pressure drop - PWO K5



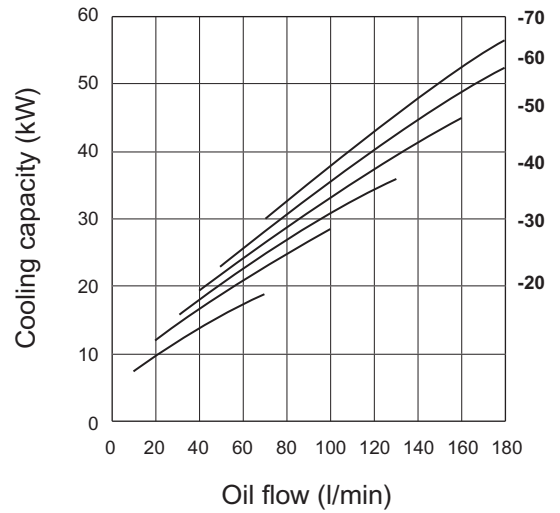
### Oil pressure drop - PWO K10



### Heat dissipation - PWO K5

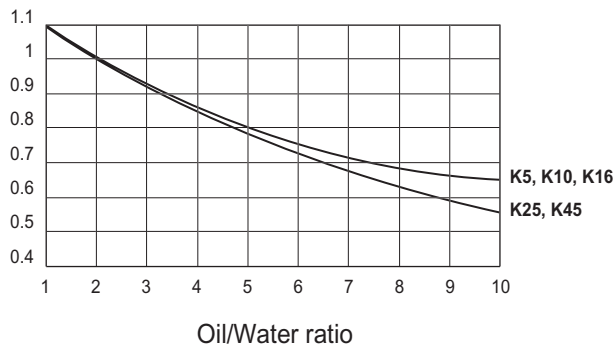


### Heat dissipation - PWO K10



### Correction factor for other oil/water flow ratio

# 36





## Distributor

### Oil Solutions



Phone 0421 336 009

Fax 03 9012 4332

International

Phone 61 421 336 009

Fax 61 3 9012 4332

[sales@oilsolutions.com.au](mailto:sales@oilsolutions.com.au)

[www.oilsolutions.com.au](http://www.oilsolutions.com.au)

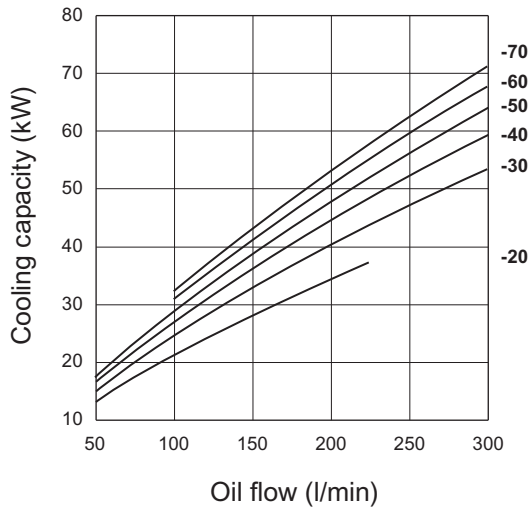
PO Box 653 Castlemaine Australia 3450



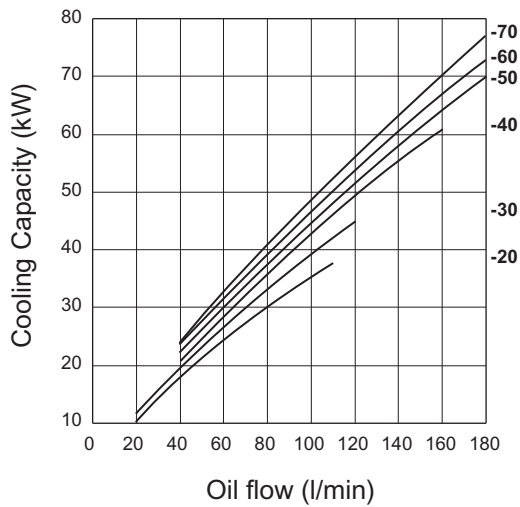
# PWO

## TECHNICAL DATA

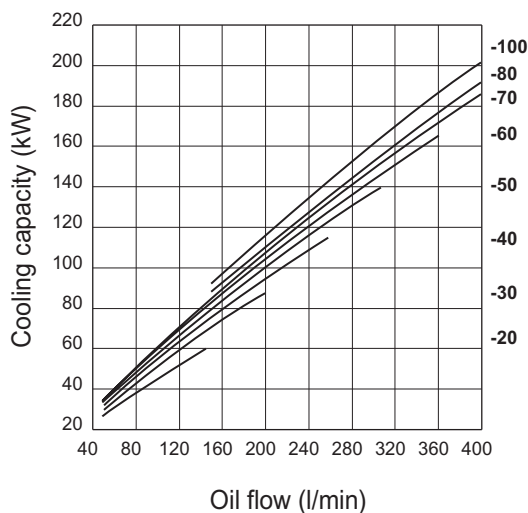
### Heat dissipation - PWO K16



### Heat dissipation - PWO K25



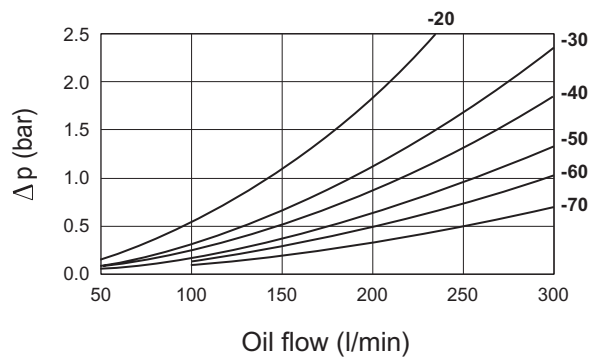
### Heat dissipation - PWO K45



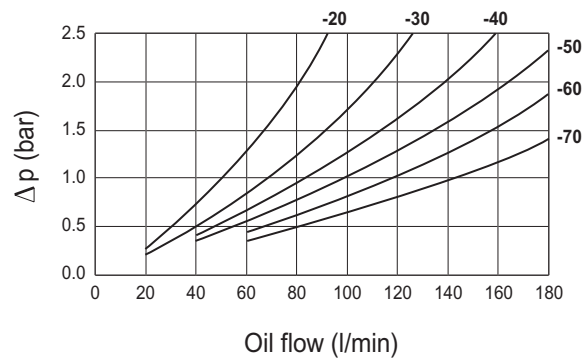
The curves are based on  
 Oil ISO VG68  
 Oil inlet temperature 60°C  
 Water inlet temperature 20°C  
 Oil/Water Ratio 2:1

**Note:** The diagrams also include non-standard sizes. Please contact OLAER for availability.

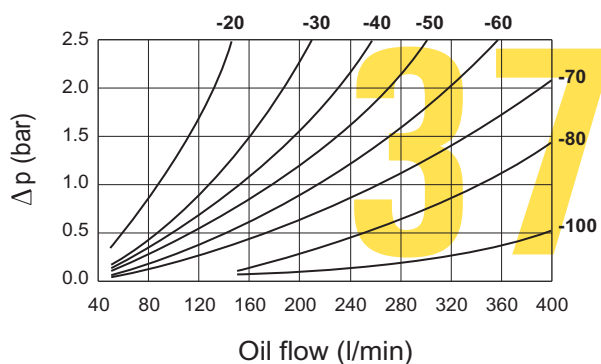
### Oil pressure drop - PWO K16



### Oil pressure drop - PWO K25

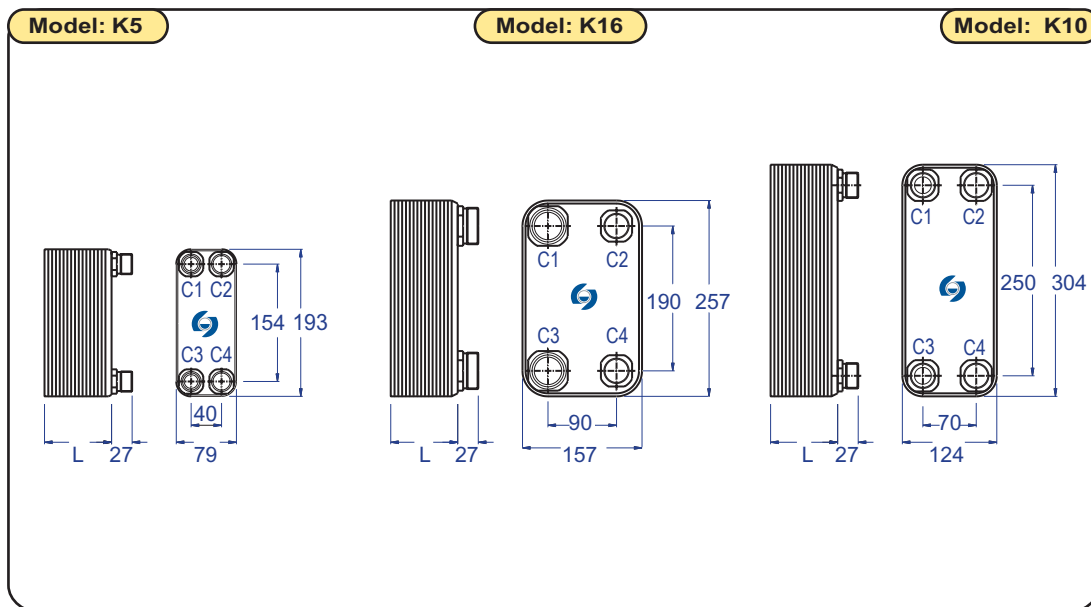


### Oil pressure drop - PWO K45



# PWO

## TECHNICAL DATA



### K5

Number of plates	Connectors		L(mm)	Weight (kg)
	C1/C3	C2/C4		
10			38	1.9
20			61	2.4
30	1" BSPP	¾" BSPT	84	2.8
40			107	3.3
50			130	3.8

### K10

Number of plates	Connectors		L(mm)	Weight (kg)
	C1/C3	C2/C4		
20			64	6.5
30			88	8
40	1" BSPP	1" BSPT	112	9.5
50			135	11
60			159	12.5
70			182	14

### K25

Number of plates	Connectors		L(mm)	Weight (kg)
	C1/C3	C2/C4		
20			64	10
30			88	12.5
40	1¼" BSPP	1" BSPT	112	15
50			135	17.5
60			159	20
70			182	22.5

### K16

Number of plates	Connectors		L(mm)	Weight (kg)
	C1/C3	C2/C4		
20			76	7
30			104	8.5
40	1½" BSPP	1" BSPT	133	10
50			161	11.5
60			190	15
70			218	14.5

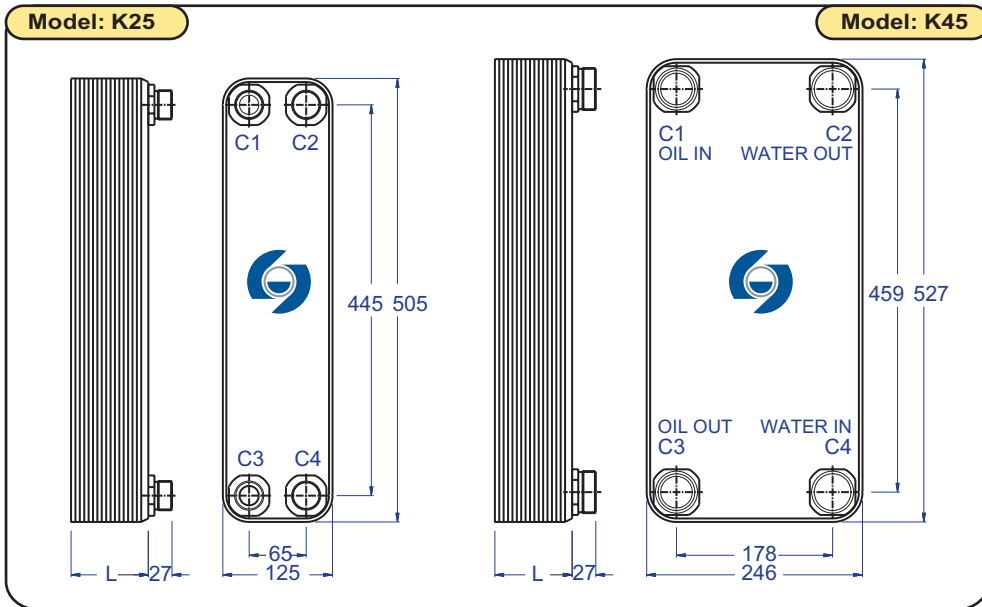
### K45

Number of plates	Connectors		L(mm)	Weight (kg)
	C1/C3	C2/C4		
20			65	20
30			89	25
40			112	30
50	1 ½" BSPP	1 ½" BSPT	136	35
60			159	41
70			183	46
80			206	51
100			253	56

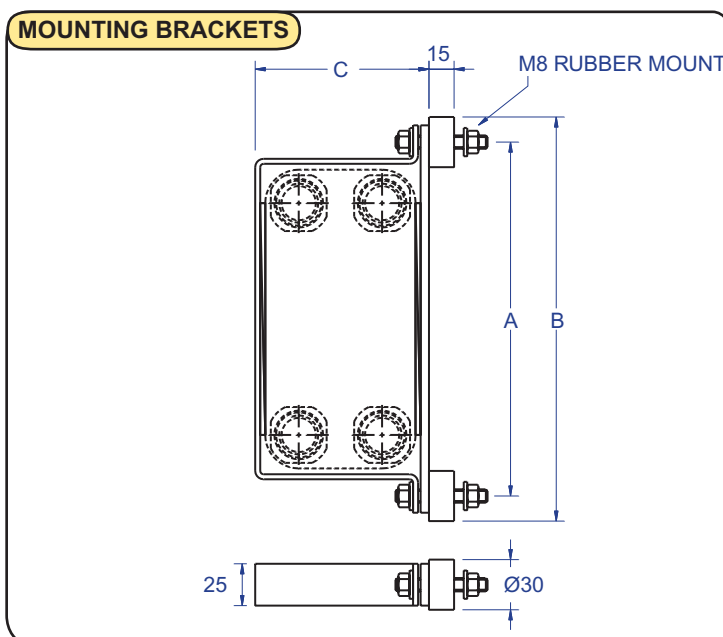
# 38

# PWO

## TECHNICAL DATA



Size	A	B	C	N° brackets	N° plates	N° brackets	N° plates	N° brackets	N° plates
K5	225	255	90	1	< 50				
K10	335	366	135	1	< 40	2	< 70		
K16	289	319	168	1	< 40	2	< 70		
K25	537	567	136	1	< 40	2	< 70		
K45	559	589	257	1	< 40	2	< 60	3	< 100



# 39